



**USER MANUAL – EN**

**IN 22843 Massage glasses inSPORTline Salook**



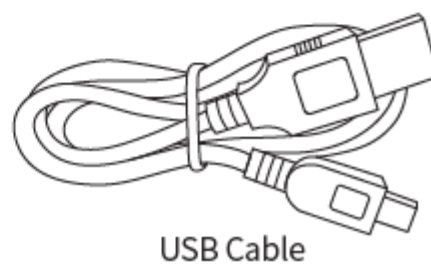
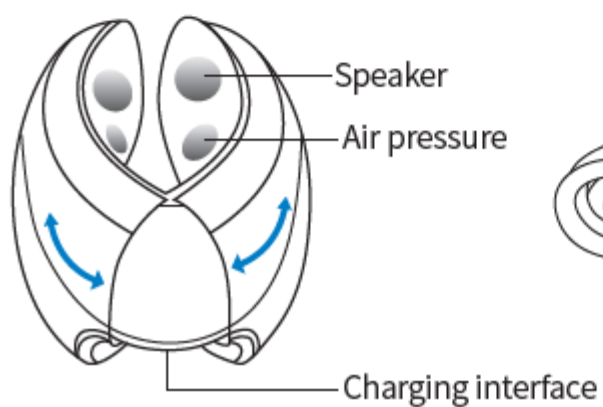
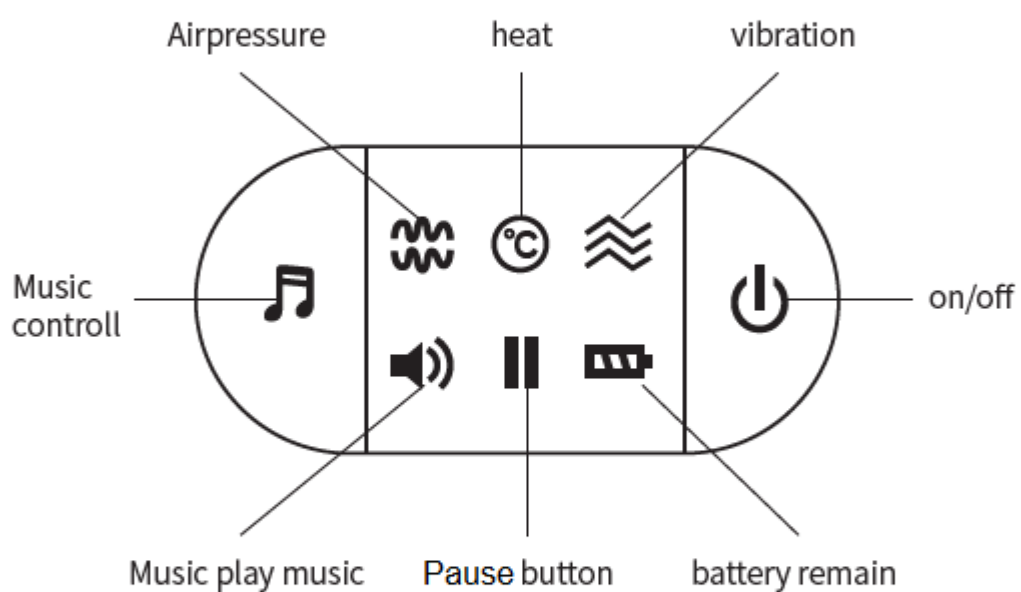
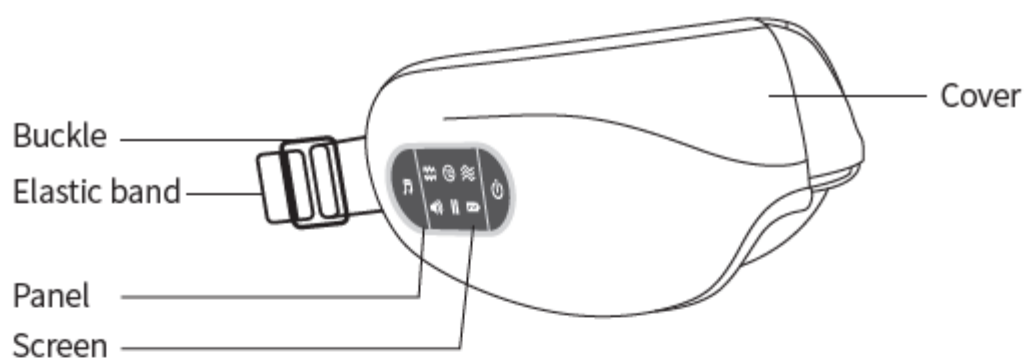
## CONTENTS

SAFETY INSTRUCTIONS.....	3
PRODUCT DESCRIPTION .....	4
USE .....	5
TROUBLESHOOTING .....	5
SPECIFICATIONS.....	5
ENVIRONMENT PROTECTION .....	5
TERMS AND CONDITIONS OF WARRANTY, WARRANTY CLAIMS.....	5

## SAFETY INSTRUCTIONS

- Use this product according to the manual.
- Check the product before use.
- Keep away from the water to prevent shock injuries.
- Turn off the device before cleaning to avoid damage or injuries.
- Do not use with wet hands.
- Do not damage the cable or change the electric circuit.
- Use only original spare parts.
- Do not modify this product.
- Do not use outdoors.
- Do not use within the hour after meal.
- If you feel sick or dizzy stop using this product and ask your physician for advice.
- People with reduce physical, mental or sensory capabilities or people with lack of experience and knowledge and kids should not use this product unless given adult supervision.
- Do not use in humid areas such as bathroom.
- Do not use in sudden temperature changes.
- Use only in well ventilated and dustless rooms.
- Do not use alcohol or other drugs when using this product.
- Pregnant women, people using electric medical device or suffering skin disease should not use this product.
- Do not use when wet.
- People sensitive to heat must use this product with caution.
- This is not a toy, keep it away from kids and pets to avoid damage or injuries.
- Kids under 14-year-old or mentally ill people should not use this product.
- The device is not working when charging.
- Charge time is circa 3 hours.
- If pain or other negative body reaction occur stop using the device immediately.

## PRODUCT DESCRIPTION



USB Cable

## USE

- Adjust the elastic strap so that the glasses fit comfortably on your eyes and are not too tight.
- Hold down the power button for 2 seconds, the device will start, and the default program will start automatically for 15 minutes.
- Each time you press the power button, the mode changes. There are available three air massage modes, heating mode and vibration.
- Hold down the music button for 2 seconds to control, pause, or start music.
- If the massage is weak or the device cannot be started, charge the device.
- Hold down the power button for 2 seconds to turn off.
- You can add or remove music by connecting the device to a computer with a USB cable.
- When using, lie down or sit, do not move.
- If the device is damp, dry it.

## TROUBLESHOOTING

Problem	Reason	Solution
Device can not be turned on	No battery remaining	Charge the device
	Automatically turned off	Turn on the device
Can not charge	USB is not plugged in	Plug the USB cable
Air press is weak	Low battery	Charge the device
Indicators are dimmed or are blinking		

## SPECIFICATIONS

<b>Voltage</b>	5 V
<b>Power</b>	5 W
<b>Input</b>	USB, 5V, 1A

## ENVIRONMENT PROTECTION

After the product lifespan expired or if the possible repairing is uneconomic, dispose it according to the local laws and environmentally friendly in the nearest scrapyards.

By proper disposal you will protect the environment and natural sources. Moreover, you can help protect human health. If you are not sure in correct disposing, ask local authorities to avoid law violation or sanctions.

Don't put the batteries among house waste but hand them in to the recycling place.

## TERMS AND CONDITIONS OF WARRANTY, WARRANTY CLAIMS

### General Conditions of Warranty and Definition of Terms

All Warranty Conditions stated here under determine Warranty Coverage and Warranty Claim Procedure. Conditions of Warranty and Warranty Claims are governed by Act No. 89/2012 Coll. Civil

Code, and Act No. 634/1992 Coll., Consumer Protection, as amended, also in cases that are not specified by these Warranty rules.

The seller is SEVEN SPORT s.r.o. with its registered office in Strakonická street 1151/2c, Prague 150 00, Company Registration Number: 26847264, registered in the Trade Register at Regional Court in Prague, Section C, Insert No. 116888.

According to valid legal regulations it depends whether the Buyer is the End Customer or not.

“The Buyer who is the End Customer” or simply the “End Customer” is the legal entity that does not conclude and execute the Contract in order to run or promote his own trade or business activities.

“The Buyer who is not the End Customer” is a Businessman that buys Goods or uses services for the purpose of using the Goods or services for his own business activities. The Buyer conforms to the General Purchase Agreement and business conditions.

These Conditions of Warranty and Warranty Claims are an integral part of every Purchase Agreement made between the Seller and the Buyer. All Warranty Conditions are valid and binding, unless otherwise specified in the Purchase Agreement, in the Amendment to this Contract or in another written agreement.

### **Warranty Conditions**

#### **Warranty Period**

The Seller provides the Buyer a 24 months Warranty for Goods Quality, unless otherwise specified in the Certificate of Warranty, Invoice, Bill of Delivery or other documents related to the Goods. The legal warranty period provided to the Consumer is not affected.

By the Warranty for Goods Quality, the Seller guarantees that the delivered Goods shall be, for a certain period of time, suitable for regular or contracted use, and that the Goods shall maintain its regular or contracted features.

#### **The Warranty does not cover defects resulting from (if applicable):**

- User's fault, i.e. product damage caused by unqualified repair work, improper assembly, insufficient insertion of seat post into frame, insufficient tightening of pedals and cranks
- Improper maintenance
- Mechanical damages
- Regular use (e.g. wearing out of rubber and plastic parts, moving mechanisms, joints, wear of brake pads/blocks, chain, tires, cassette/multi wheel etc.)
- Unavoidable event, natural disaster
- Adjustments made by unqualified person
- Improper maintenance, improper placement, damages caused by low or high temperature, water, inappropriate pressure, shocks, intentional changes in design or construction etc.

### **Warranty Claim Procedure**

The Buyer is obliged to check the Goods delivered by the Seller immediately after taking the responsibility for the Goods and its damages, i.e. immediately after its delivery. The Buyer must check the Goods so that he discovers all the defects that can be discovered by such check.

When making a Warranty Claim the Buyer is obliged, on request of the Seller, to prove the purchase and validity of the claim by the Invoice or Bill of Delivery that includes the product's serial number, or eventually by the documents without the serial number. If the Buyer does not prove the validity of the Warranty Claim by these documents, the Seller has the right to reject the Warranty Claim.

If the Buyer gives notice of a defect that is not covered by the Warranty (e.g. in the case that the Warranty Conditions were not fulfilled or in the case of reporting the defect by mistake etc.), the Seller is eligible to require a compensation for all the costs arising from the repair. The cost shall be calculated according to the valid price list of services and transport costs.

If the Seller finds out (by testing) that the product is not damaged, the Warranty Claim is not accepted. The Seller reserves the right to claim a compensation for costs arising from the false Warranty Claim.

In case the Buyer makes a claim about the Goods that is legally covered by the Warranty provided by the Seller, the Seller shall fix the reported defects by means of repair or by the exchange of the damaged part or product for a new one. Based on the agreement of the Buyer, the Seller has the right to exchange the defected Goods for a fully compatible Goods of the same or better technical characteristics. The Seller is entitled to choose the form of the Warranty Claim Procedures described in this paragraph.

The Seller shall settle the Warranty Claim within 30 days after the delivery of the defective Goods, unless a longer period has been agreed upon. The day when the repaired or exchanged Goods is handed over to the Buyer is considered to be the day of the Warranty Claim settlement. When the Seller is not able to settle the Warranty Claim within the agreed period due to the specific nature of the Goods defect, he and the Buyer shall make an agreement about an alternative solution. In case such agreement is not made, the Seller is obliged to provide the Buyer with a financial compensation in the form of a refund.

**CZ**  
**SEVEN SPORT s.r.o.**

Registered Office: Strakonická 1151/2c, Praha 5, 150 00, ČR  
Headquarters: Dělnická 957, Vítkov, 749 01  
Warranty & Service: Čermenská 486, Vítkov 749 01

CRN: 26847264  
VAT ID: CZ26847264

Phone: +420 556 300 970  
E-mail: eshop@insportline.cz  
reklamace@insportline.cz  
servis@insportline.cz

Web: www.inSPORTline.cz

**SK**  
**inSPORTline s.r.o.**

Headquarters, warranty & service center: Električná 6471, Trenčín 911 01, SK

CRN: 36311723  
VAT ID: SK2020177082  
Phone: +421(0)326 526 701  
E-mail: objednavky@insportline.sk  
reklamacie@insportline.sk  
servis@insportline.sk

Web: www.inSPORTline.sk