



USER MANUAL – EN
IN 25718 Air gun inSPORTline B1-4P

CONTENTS

SAFETY INSTRUCTIONS..... 3
USE 4
MAINTENANCE 6
SPECIFICATIONS..... 6
ENVIRONMENT PROTECTION 6
TERMS AND CONDITIONS OF WARRANTY, WARRANTY CLAIMS..... 6

SevenSport s.r.o. reserves the right to make any changes and improvements to its product without prior notice. Visit our website www.insportline.eu where you will find the latest version of the manual.

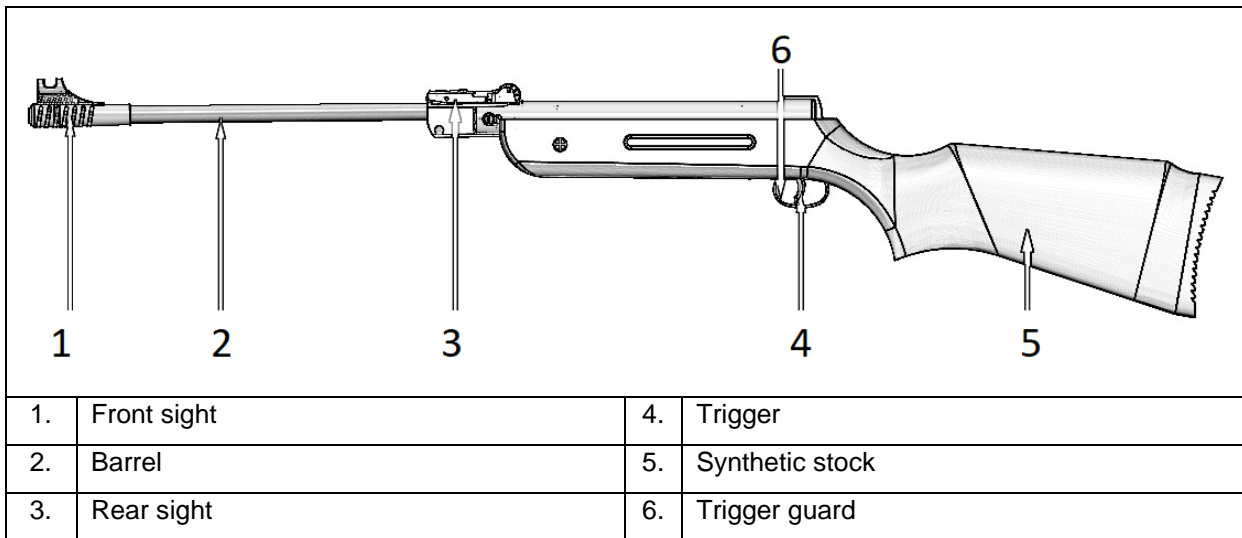
SAFETY INSTRUCTIONS

WARNING: YOU NEED TO LEARN ABOUT LOCAL LAWS AND REGULATIONS BEFORE USING AIR GUNS. USUALY, YOU NEED TO BE 18 YEARS OLD AND NEED TO USE THE AIR GUNS IN SAFE PLACE AND MUST BE SECURED AGAINIS MISUSE.

- Please read the manual carefully and keep it for future reference.
- Always handle the air gun as if it were loaded and ready to fire.
- Never aim at other people or animals. Do not point in the direction of other people or animals.
- Air guns are not a toy. Keep out of reach of children. Any abuse or misuse of the weapon may result in serious injury or death.
- Before use, learn about the safe use of the weapon. How to load, fire and maintain a gun.
- Always wear eye and hearing protection. Any participant in the shooting range must wear the same protective equipment.
- Never aim at a target other than a suitable target even if the gun is unloaded. Always keep the barrel pointed in a safe direction.
- Never cock the gun with the barrel pointing in your direction.
- Always shoot only at a safe target. Make sure there are no unknown objects behind the target.
- Always make sure that the space behind the target is arranged so that if you miss the target, you cannot endanger other people or property. Never shoot blindly.
- Do not shoot at material that may cause the diabolo to bounce. Do not shoot at bodies of water.
- Do not shoot at power cables or poles.
- Do not load the gun unless you are ready to fire.
- While holding the gun, keep your fingers off the barrel or trigger. Place your fingers on the trigger only when you are ready to fire.
- Do not run or jump with a loaded or cocked weapon. You must not transport a loaded or cocked weapon in a car or store it in a house or other place where other people are present. Never cross obstacles such as fences or ditches with a loaded or cocked weapon.
- If you are transporting a gun, it must not be loaded, and the safety must be on.
- Always keep the safety on even when the gun is unloaded.
- Never leave a loaded or cocked firearm unattended.
- Always store the weapon and the lead pellets separately and out of the reach of children.
- Never disassemble or repair the weapon yourself. Always contact a professional service. The weapon contains complex mechanisms and powerful springs that can backfire.
- Always handle the gun as if it were loaded.
- The manufacturer and seller are not responsible for improper use or misuse of the weapon. The owner is responsible for injury, property damage or death caused by improper use and misuse of the weapon.
- Never rely on a gun's mechanical safety, always treat it as if it were ready to fire.
- Respect the safety and property of others.
- You must never use a firearm while under the influence of drugs, medication, or alcohol.
- **WARNING:** Never clean or service the firearm while it is loaded.

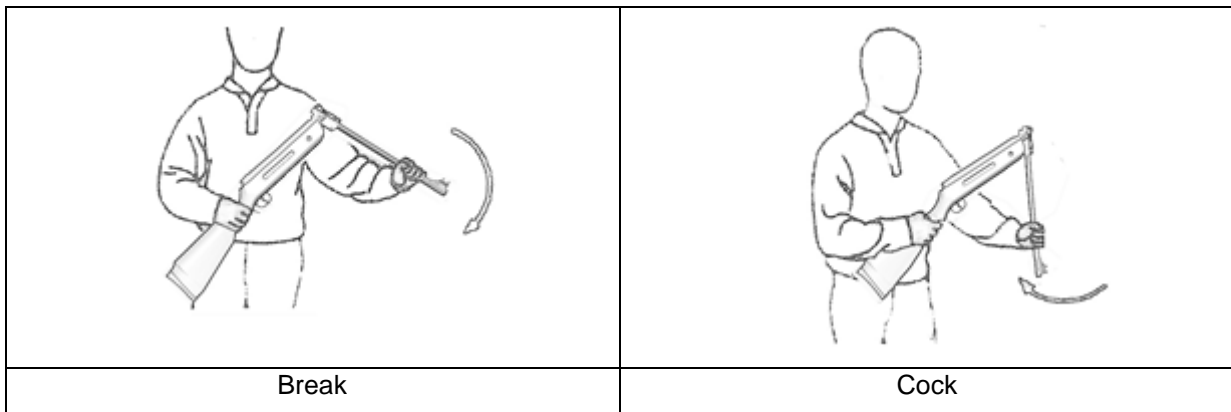
- **WARNING:** If the gun is damaged or shows signs of damage, stop using it immediately and have it checked by a professional service. Protect the gun against shocks and drops, if the gun is subject to drops and shocks, have it checked.
- **WARNING:** Always use only proper ammunition, properly sized lead pellets.
- **WARNING:** Firing a weapon produces recoil.
- **WARNING:** During cocking of the barrel, it is necessary to hold the barrel so that it does not slip out of your hands
- **WARNING:** Never use damaged lead pellets.
- **WARNING:** Use only 4.5mm lead pellets.

USE



Broken barrel

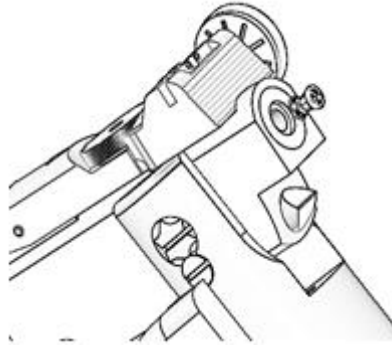
Grasp the barrel and press down until the weapon automatically locks.



Warning: Hold the barrel firmly during breaking so that it does not suddenly spring back and cause injury. Be careful when breaking and keep your fingers away from moving parts of the mechanism.

Loading

Place the pellet (full part forward, size 4.5 mm) in the chamber at the end of the barrel.



Warning: Use only the correct size pellets. Never use damaged or deformed pellets.

Take aim

The front sight must be between the sights, the front sight should be just above the shooting target. Adjust your sights every time.



Warning: The gun recoils when fired.

Always shoot at a suitable target. Choose a material that cannot be pierced or is not too hard and will not cause the pellet to bounce. Only use targets that are intended for devils.

Shoot

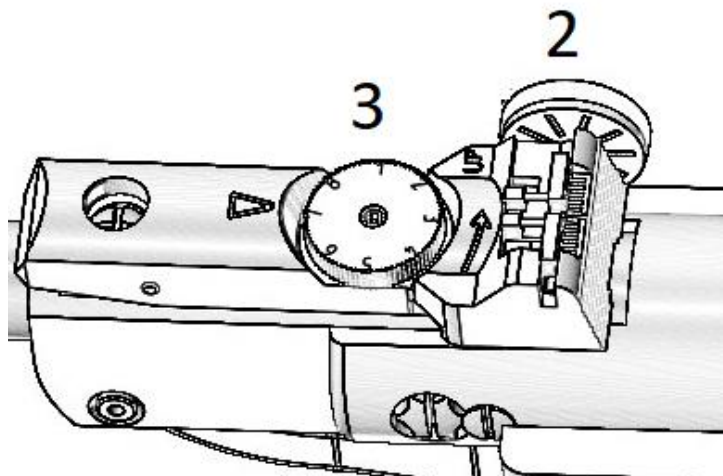
Only fire at the target if you have completed all the steps above. Make sure that there are no other people or animals in the direction of the shot so that you cannot endanger the lives of others. Press the trigger.

Sight adjustment

You can adjust the sight to the side (wind conditions) or height (distance)

To adjust the height, turn knob 3. To raise, turn the knob counterclockwise. Turn the knob clockwise to decrease.

To adjust the sight to the side, turn knob 2. To adjust to the right, turn the knob clockwise, to adjust to the left, turn the knob counterclockwise.



MAINTENANCE

- Lubricate the gun regularly, ideally every 250 shots.
- Clean the barrel with a cleaning kit every 500 shots.
- Lubricate the gun if it has not been used for a long time.
- Make sure the gun is unloaded before doing any maintenance.
- Always make sure the barrel is not clogged and blocked by debris.
- Have the weapon checked by an authorized service center regularly.
- After cleaning, make sure that no part of the cleaning kit remains in the barrel or other part.
- If water or sand gets into the gun, have it cleaned by a professional service.

SPECIFICATIONS

Model	B1-4
Power source	Spring
Cocking	Broken barrel
Shooting type	Manual, single shot
Caliber	4.5 mm
Ammunition	Lead pellet
Barrel length	400 mm
Performance	7.5 J
Total length	990 mm
Weight	2.4 kg

ENVIRONMENT PROTECTION

After the product lifespan expired or if the possible repairing is uneconomic, dispose it according to the local laws and environmentally friendly in the nearest scrapyard.

By proper disposal you will protect the environment and natural sources. Moreover, you can help protect human health. If you are not sure in correct disposing, ask local authorities to avoid law violation or sanctions.

Don't put the batteries among house waste but hand them in to the recycling place.

TERMS AND CONDITIONS OF WARRANTY, WARRANTY CLAIMS

General Conditions of Warranty and Definition of Terms

All Warranty Conditions stated here under determine Warranty Coverage and Warranty Claim Procedure. Conditions of Warranty and Warranty Claims are governed by Act No. 89/2012 Coll. Civil Code, and Act No. 634/1992 Coll., Consumer Protection, as amended, also in cases that are not specified by these Warranty rules.

The seller is SEVEN SPORT s.r.o. with its registered office in Strakonická street 1151/2c, Prague 150 00, Company Registration Number: 26847264, registered in the Trade Register at Regional Court in Prague, Section C, Insert No. 116888.

According to valid legal regulations it depends whether the Buyer is the End Customer or not.

“The Buyer who is the End Customer” or simply the “End Customer” is the legal entity that does not conclude and execute the Contract in order to run or promote his own trade or business activities.

“The Buyer who is not the End Customer” is a Businessman that buys Goods or uses services for the purpose of using the Goods or services for his own business activities. The Buyer conforms to the General Purchase Agreement and business conditions.

These Conditions of Warranty and Warranty Claims are an integral part of every Purchase Agreement made between the Seller and the Buyer. All Warranty Conditions are valid and binding, unless otherwise specified in the Purchase Agreement, in the Amendment to this Contract or in another written agreement.

Warranty Conditions

Warranty Period

The Seller provides the Buyer a 24 months Warranty for Goods Quality, unless otherwise specified in the Certificate of Warranty, Invoice, Bill of Delivery or other documents related to the Goods. The legal warranty period provided to the Consumer is not affected.

By the Warranty for Goods Quality, the Seller guarantees that the delivered Goods shall be, for a certain period of time, suitable for regular or contracted use, and that the Goods shall maintain its regular or contracted features.

Batteries

6-month battery warranty – we guarantee that battery's nominal capacity does not fall below 70% of its total capacity within 6 months of the product's sale.

The Warranty does not cover defects resulting from (if applicable):

- User's fault, i.e. product damage caused by unqualified repair work, improper assembly, insufficient insertion of seat post into frame, insufficient tightening of pedals and cranks
- Improper maintenance
- Mechanical damages
- Regular use (e.g. wearing out of rubber and plastic parts, moving mechanisms, joints, wear of brake pads/blocks, chain, tires, cassette/multi wheel etc.)
- Unavoidable event, natural disaster
- Adjustments made by unqualified person
- Improper maintenance, improper placement, damages caused by low or high temperature, water, inappropriate pressure, shocks, intentional changes in design or construction etc.

Warranty Claim Procedure

The Buyer is obliged to check the Goods delivered by the Seller immediately after taking the responsibility for the Goods and its damages, i.e. immediately after its delivery. The Buyer must check the Goods so that he discovers all the defects that can be discovered by such check.

When making a Warranty Claim the Buyer is obliged, on request of the Seller, to prove the purchase and validity of the claim by the Invoice or Bill of Delivery that includes the product's serial number, or eventually by the documents without the serial number. If the Buyer does not prove the validity of the Warranty Claim by these documents, the Seller has the right to reject the Warranty Claim.

If the Buyer gives notice of a defect that is not covered by the Warranty (e.g. in the case that the Warranty Conditions were not fulfilled or in the case of reporting the defect by mistake etc.), the Seller is eligible to require a compensation for all the costs arising from the repair. The cost shall be calculated according to the valid price list of services and transport costs.

If the Seller finds out (by testing) that the product is not damaged, the Warranty Claim is not accepted. The Seller reserves the right to claim a compensation for costs arising from the false Warranty Claim.

In case the Buyer makes a claim about the Goods that is legally covered by the Warranty provided by the Seller, the Seller shall fix the reported defects by means of repair or by the exchange of the damaged part or product for a new one. Based on the agreement of the Buyer, the Seller has the right to exchange the defected Goods for a fully compatible Goods of the same or better technical characteristics. The Seller is entitled to choose the form of the Warranty Claim Procedures described in this paragraph.

The Seller shall settle the Warranty Claim within 30 days after the delivery of the defective Goods, unless a longer period has been agreed upon. The day when the repaired or exchanged Goods is handed over to the Buyer is considered to be the day of the Warranty Claim settlement. When the Seller is not able to settle the Warranty Claim within the agreed period due to the specific nature of the Goods defect, he and the Buyer shall make an agreement about an alternative solution. In case such agreement is not made, the Seller is obliged to provide the Buyer with a financial compensation in the form of a refund.

CZ
SEVEN SPORT s.r.o.

Registered Office: Strakonická 1151/2c, Praha 5, 150 00, ČR
Headquarters: Dělnická 957, Vítkov, 749 01
Warranty & Service: Čermenská 486, Vítkov 749 01

CRN: 26847264
VAT ID: CZ26847264

Phone: +420 556 300 970
E-mail: eshop@insportline.cz
reklamace@insportline.cz
servis@insportline.cz

Web: www.inSPORTline.cz

SK
inSPORTline s.r.o.

Headquarters, warranty & service center: Električná 6471, Trenčín 911 01, SK

CRN: 36311723
VAT ID: SK2020177082

Phone: +421(0)326 526 701
E-mail: objednavky@insportline.sk
reklamacie@insportline.sk
servis@insportline.sk

Web: www.inSPORTline.sk