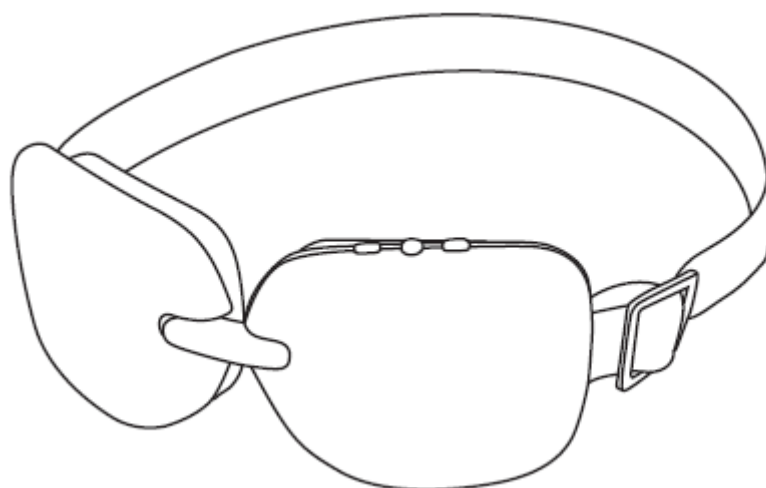




USER MANUAL – EN

IN 26054 Massage goggles inSPORTline Haulook




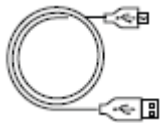

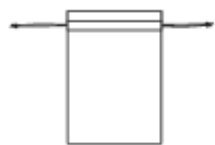
CONTENTS

SAFETY INSTRUCTIONS..... 3
PACKAGE CONTENTS 3
PRODUCT DESCRIPTION 4
USE 4
CHARGING 5
STORAGE AND MAINTENANCE 5
SPECIFICATIONS..... 5
FAQ 6
ENVIRONMENT PROTECTION 6
TERMS AND CONDITIONS OF WARRANTY, WARRANTY CLAIMS..... 6

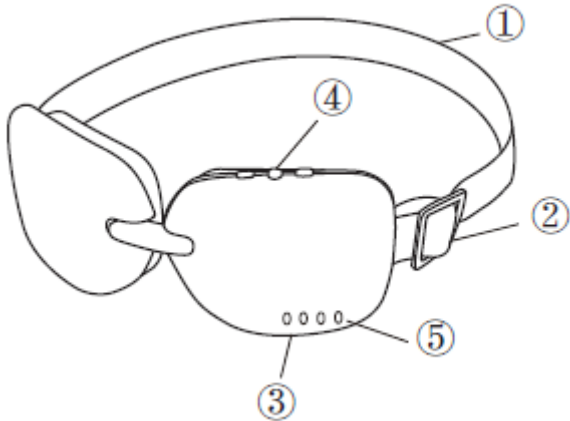
SAFETY INSTRUCTIONS

- Please read the manual before use and keep it for future reference.
- This device is not intended for people with reduced mobility. It is not suitable for persons with reduced physical or mental capabilities or lack of experience, including children, unless they are under the constant supervision of an adult or if they are not sufficiently familiar with the use.
- Before any use, make sure that the product is not damaged.
- Consult a doctor before use.
- Protect against impacts and falls.
- Do not repair or modify the product yourself.
- Do not use if you are performing other activities (driving, sleeping, etc.)
- If you observe abnormalities during use, machine misbehavior or odor, stop operation immediately and contact the service department.
- Do not use unapproved accessories.
- You must charge the device before first use.
- Keep away from water and moisture.
- If sharp edges appear on the device, stop using the product immediately.
- Keep away from sources of heat and fire.
- Do not use while charging.
- Do not use during sleep.
- Turn off the product when not in use.
- The device must be recharged at least every 3 months.
- The device does not serve as a substitute for medical care.
- Not suitable for people from: inflammations, abrasions around the eyes, with implants such as a pacemaker, dermatitis, psoriasis, osteoporosis, with sensitive skin around the eyes, with high fevers, after eye surgery or the adjacent area, suffering from eczema, high blood pressure, migraines, headache, pregnancy, cancer, heart attack or stroke.

PACKAGE CONTENTS

			
<p>Googles</p>	<p>USB-C charging cable</p>	<p>Manual</p>	<p>Package</p>

PRODUCT DESCRIPTION



1. Elastic strap

2. Buckle

3. Charging port

4. Control buttons

Vibration	Power switch	Heating

5. LED indicators

A. Power indicator	B. Heating indicator	
C. Mode indicator	D. Vibration indicator	

After 5 seconds of inactivity, the device switches to standby mode.

USE

Make sure the goggles are charged before use. Put on your goggles and adjust the buckle so that they sit comfortably on your head. Press the power button for 2 seconds. You will hear a beep.

The default settings are: vitality mode, medium intensity, no heating

Mode

By pressing the power button, you can change the mode in the order:

vitality - soothing -eye care – sleep

During the mode change, the C indicator lights up.

Changing the mode is accompanied by a sound signal: 1x vitality - 2x soothing - 3x eye care - 4x sleep

Vibration

To change the vibration intensity, press the vibration button, the intensity changes in the order:

medium – high – off – low

D indicator lights up during mode change.

The change in intensity is accompanied by a sound signal: 2x medium - 3x high - off (none) - 1x low.

Heating

To change the heating intensity, press the heating button, the intensity changes in the order:

low - medium - high – off

During the mode change, the B indicator lights up.

The change in intensity is accompanied by a sound signal: 1x low - 2x medium - 3x high – off

- If necessary, you can use the cover on the goggles for more relaxation.
- To turn off, hold down the power button for 2 seconds.
- The goggles turn off automatically after 15 minutes of operation.

CHARGING

- If you are using the device for the first time or after a long period of storage, the goggles need to be fully charged.
- Use a 5V adapter and a USB-C cable for charging.
- Charging time is approximately 4-5 hours.
- Usage time per charge is approximately: 2 – 2.5 hours.
- During charging, the LED flashes, once the goggles are charged, the LED stops flashing.
- Do not use the glasses while charging.

STORAGE AND MAINTENANCE

- After each use, wipe the goggles with a damp soft cloth and dry the glasses.
- Do not use aggressive cleaning agents and solvents.
- Store in a dry and shady place, do not leave in direct sunlight.
- Keep out of reach of children.

SPECIFICATIONS

Battery capacity	3,7V / 1000 mAh
Charging voltage	5 V
Performance	4 W
Unfolded dimension	156,8 x 58 x 47,5 mm
Folded dimension	82,9 x 57,9 x 55,1 mm
Timer	15 min

FAQ

The device will not start	Low battery	Charge the battery
	You held down the power button during operation	Restart
Weak intensity of vibrations / heating	Low battery	Charge the battery
Unable to charge the battery	The charging cable is not connected correctly	Reconnect the cable
	The USB cable is damaged	Replace the charging cable
Indicators do not work	Damaged device	Contact the service center

ENVIRONMENT PROTECTION

After the product lifespan expired or if the possible repairing is uneconomic, dispose it according to the local laws and environmentally friendly in the nearest scrapyard.

By proper disposal you will protect the environment and natural sources. Moreover, you can help protect human health. If you are not sure in correct disposing, ask local authorities to avoid law violation or sanctions.

Don't put the batteries among house waste but hand them in to the recycling place.



TERMS AND CONDITIONS OF WARRANTY, WARRANTY CLAIMS

General Conditions of Warranty and Definition of Terms

All Warranty Conditions stated here under determine Warranty Coverage and Warranty Claim Procedure. Conditions of Warranty and Warranty Claims are governed by Act No. 89/2012 Coll. Civil Code, and Act No. 634/1992 Coll., Consumer Protection, as amended, also in cases that are not specified by these Warranty rules.

The seller is SEVEN SPORT s.r.o. with its registered office in Strakonická street 1151/2c, Prague 150 00, Company Registration Number: 26847264, registered in the Trade Register at Regional Court in Prague, Section C, Insert No. 116888.

According to valid legal regulations it depends whether the Buyer is the End Customer or not.

“The Buyer who is the End Customer” or simply the “End Customer” is the legal entity that does not conclude and execute the Contract in order to run or promote his own trade or business activities.

“The Buyer who is not the End Customer” is a Businessman that buys Goods or uses services for the purpose of using the Goods or services for his own business activities. The Buyer conforms to the General Purchase Agreement and business conditions.

These Conditions of Warranty and Warranty Claims are an integral part of every Purchase Agreement made between the Seller and the Buyer. All Warranty Conditions are valid and binding, unless otherwise specified in the Purchase Agreement, in the Amendment to this Contract or in another written agreement.

Warranty Conditions

Warranty Period

The Seller provides the Buyer a 24 months Warranty for Goods Quality, unless otherwise specified in the Certificate of Warranty, Invoice, Bill of Delivery or other documents related to the Goods. The legal warranty period provided to the Consumer is not affected.

By the Warranty for Goods Quality, the Seller guarantees that the delivered Goods shall be, for a certain period of time, suitable for regular or contracted use, and that the Goods shall maintain its regular or contracted features.

Batteries

6-month battery warranty – we guarantee that battery's nominal capacity does not fall below 70% of its total capacity within 6 months of the product's sale.

The Warranty does not cover defects resulting from (if applicable):

- User's fault, i.e. product damage caused by unqualified repair work, improper assembly, insufficient insertion of seat post into frame, insufficient tightening of pedals and cranks
- Improper maintenance
- Mechanical damages
- Regular use (e.g. wearing out of rubber and plastic parts, moving mechanisms, joints, wear of brake pads/blocks, chain, tires, cassette/multi wheel etc.)
- Unavoidable event, natural disaster
- Adjustments made by unqualified person
- Improper maintenance, improper placement, damages caused by low or high temperature, water, inappropriate pressure, shocks, intentional changes in design or construction etc.

Warranty Claim Procedure

The Buyer is obliged to check the Goods delivered by the Seller immediately after taking the responsibility for the Goods and its damages, i.e. immediately after its delivery. The Buyer must check the Goods so that he discovers all the defects that can be discovered by such check.

When making a Warranty Claim the Buyer is obliged, on request of the Seller, to prove the purchase and validity of the claim by the Invoice or Bill of Delivery that includes the product's serial number, or eventually by the documents without the serial number. If the Buyer does not prove the validity of the Warranty Claim by these documents, the Seller has the right to reject the Warranty Claim.

If the Buyer gives notice of a defect that is not covered by the Warranty (e.g. in the case that the Warranty Conditions were not fulfilled or in the case of reporting the defect by mistake etc.), the Seller is eligible to require a compensation for all the costs arising from the repair. The cost shall be calculated according to the valid price list of services and transport costs.

If the Seller finds out (by testing) that the product is not damaged, the Warranty Claim is not accepted. The Seller reserves the right to claim a compensation for costs arising from the false Warranty Claim.

In case the Buyer makes a claim about the Goods that is legally covered by the Warranty provided by the Seller, the Seller shall fix the reported defects by means of repair or by the exchange of the damaged part or product for a new one. Based on the agreement of the Buyer, the Seller has the right to exchange the defected Goods for a fully compatible Goods of the same or better technical characteristics. The Seller is entitled to choose the form of the Warranty Claim Procedures described in this paragraph.

The Seller shall settle the Warranty Claim within 30 days after the delivery of the defective Goods, unless a longer period has been agreed upon. The day when the repaired or exchanged Goods is handed over to the Buyer is considered to be the day of the Warranty Claim settlement. When the Seller is not able to settle the Warranty Claim within the agreed period due to the specific nature of the Goods defect, he and the Buyer shall make an agreement about an alternative solution. In case such agreement is not made, the Seller is obliged to provide the Buyer with a financial compensation in the form of a refund.

CZ
SEVEN SPORT s.r.o.

Registered Office: Strakonická 1151/2c, Praha 5, 150 00,
ČR

Headquaters: Dělnická 957, Vítkov, 749 01

Warranty & Service: Čermenská 486, Vítkov 749 01

CRN: 26847264

VAT ID: CZ26847264

Phone: +420 556 300 970

E-mail: eshop@insportline.cz
reklamace@insportline.cz
servis@insportline.cz

Web: www.inSPORTline.cz

SK
inSPORTline s.r.o.

Headquaters, warranty & service center: Električná 6471,
Trenčín 911 01, SK

CRN: 36311723

VAT ID: SK2020177082

Phone: +421(0)326 526 701

E-mail: objednavky@insportline.sk
reklamacie@insportline.sk
servis@insportline.sk

Web: www.inSPORTline.sk

About shipping

